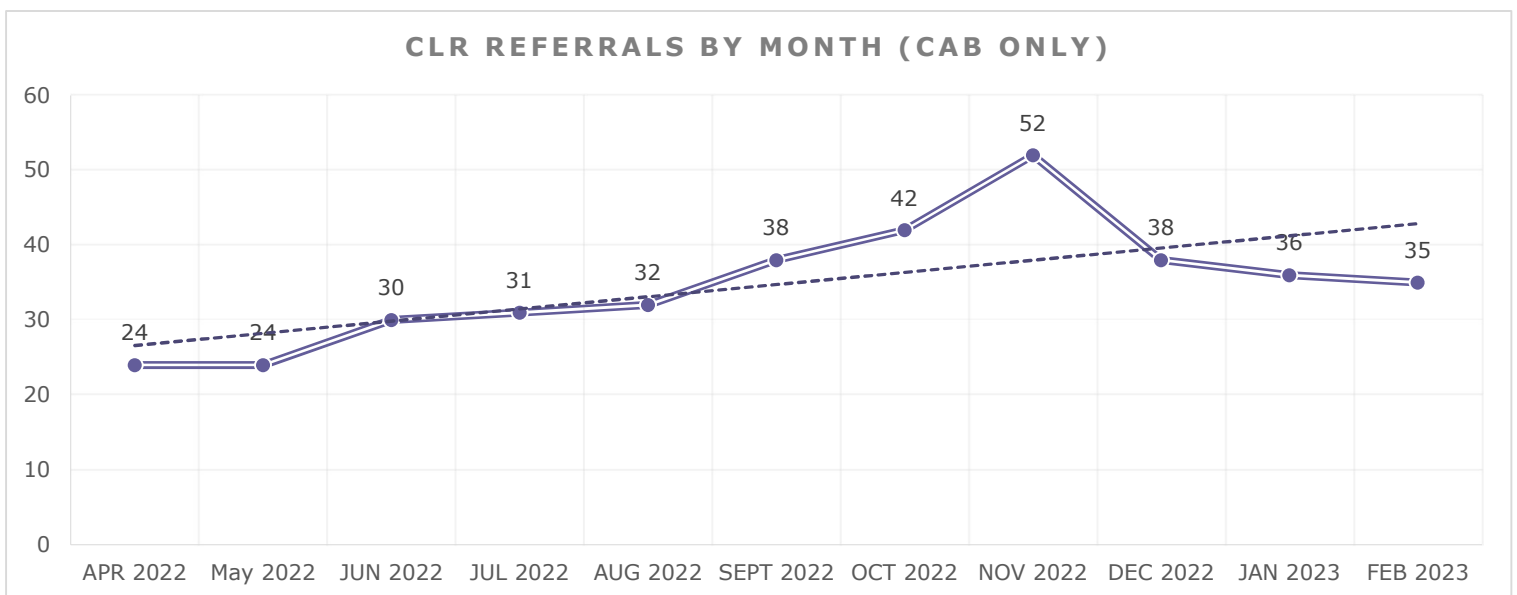
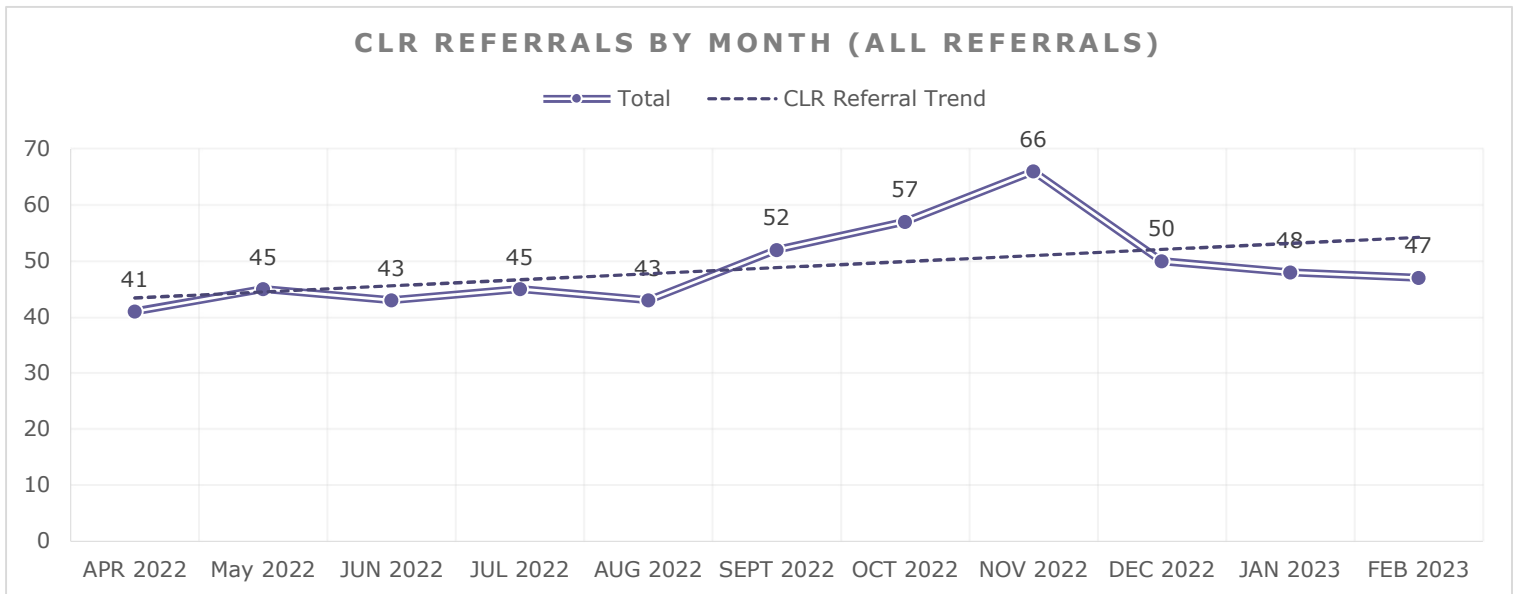
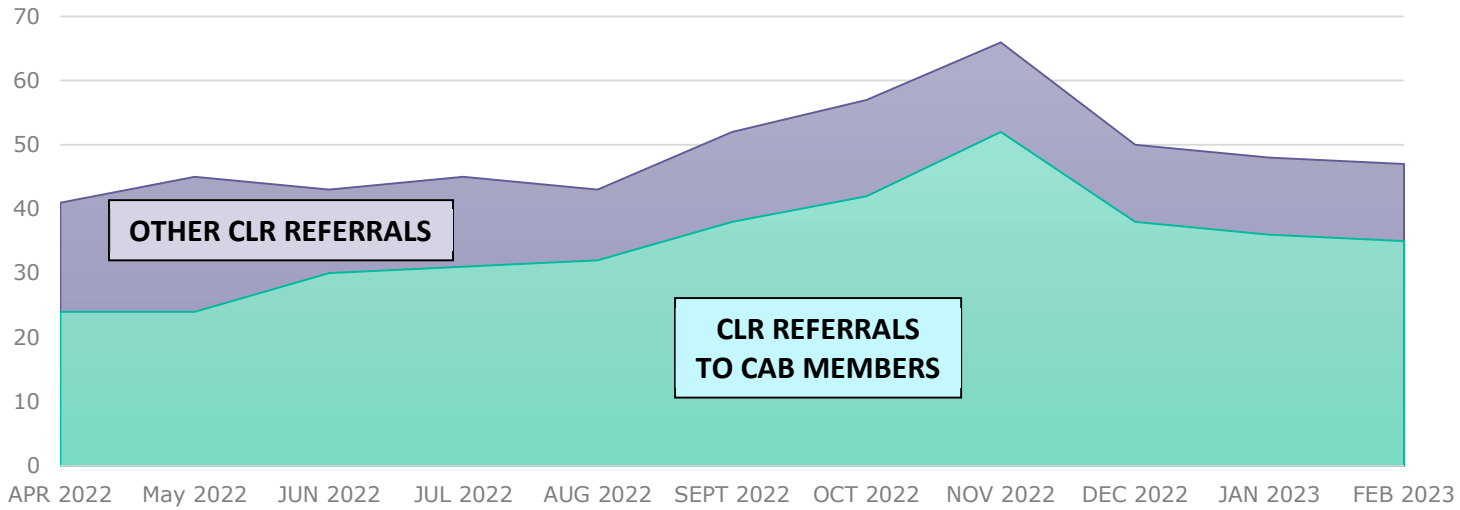




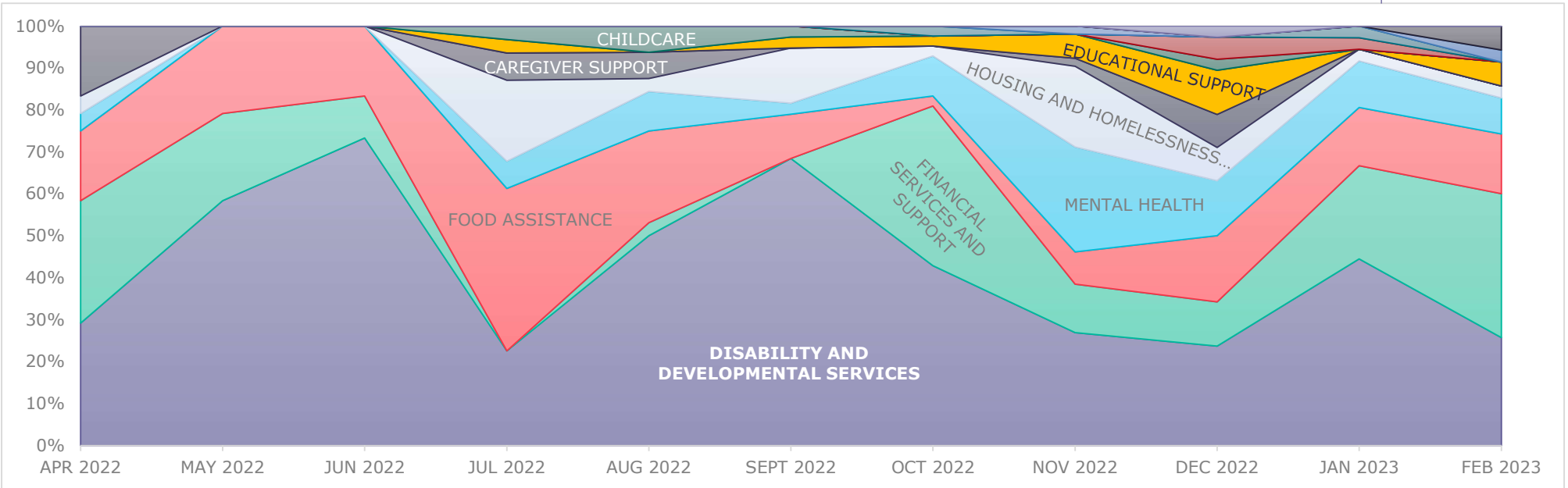
LONGITUDINAL CLR REFERRAL REPORT – CAB CBOs



PROPORTION OF CLR REFERRALS MADE TO CAB MEMBERS



Change Over Time in Proportion of Referrals to CAB Members by Service Domain



AVERAGE CAB REFERRAL ACKNOWLEDGEMENT TIMES IN WORKDAYS BY SERVICE DOMAIN (April 2022 – January 2023)

Service Domain	Average Workdays to Acknowledge Referrals	Total Referrals in Service Domain	Shortest Referral Acknowledgement in Service Domain (Workdays)	Longest Referral Acknowledgement in Service Domain (Workdays)
EMPLOYMENT SERVICES AND SUPPORT	1.0	1	1	1
DOMESTIC AND INTERPERSONAL VIOLENCE	1.0	1	1	1
PARENTING SUPPORT	3.0	1	3	3
HOUSING AND HOMELESSNESS SERVICES	4.3	27	1	33
EDUCATIONAL SUPPORT	5.2	9	3	9
MENTAL HEALTH	7.1	27	1	25
CHILDCARE	7.4	5	4	12
DISABILITY AND DEVELOPMENTAL SERVICES	7.5	142	1	35
FOOD ASSISTANCE	7.9	46	1	37
FINANCIAL SERVICES AND SUPPORT	10.0	45	2	36
CAREGIVER SUPPORT	14.1	12	2	37

AVERAGE CAB REFERRAL CLOSING TIMES IN WORKDAYS BY SERVICE DOMAIN (April 2022 – January 2023)

Service Domain	Utilized	Not eligible	Not utilized	Total Referrals in Service Domain
CAREGIVER SUPPORT	27.0 (1)		54.5 (10)	11
CHILDCARE	35.5 (2)	46.5 (2)	26.0 (1)	5
DISABILITY AND DEVELOPMENTAL SERVICES	37.9 (133)		53.5 (11)	144
DOMESTIC AND INTERPERSONAL VIOLENCE	0.0 (1)			1
EDUCATIONAL SUPPORT	21.4 (7)		31.7 (3)	10
EMPLOYMENT SERVICES AND SUPPORT	7.0 (1)			1
FINANCIAL SERVICES AND SUPPORT	47.2 (9)		52.3 (3)	12
FOOD ASSISTANCE	20.5 (24)	10.5 (2)	46.0 (20)	46

Service Domain	Utilized	Not eligible	Not utilized	Total Referrals in Service Domain
<i>HOUSING AND HOMELESSNESS SERVICES</i>	19.7 (10)	14.2 (6)	35.0 (10)	26
<i>MENTAL HEALTH</i>	21.9 (19)		39.6 (5)	24
<i>PARENTING SUPPORT</i>		7.0 (1)		1
<i>PARENTAL SUPPORT</i>	14.0 (1)			1

AVERAGE CAB REFERRAL ACKNOWLEDGEMENT TIMES IN WORKING DAYS BY SERVICE DOMAIN OVER TIME (APR 2022 – JAN 2023)

Service Domain	APR 2022	MAY 2022	JUN 2022	JUL 2022	AUG 2022	SEPT 2022	OCT 2022	NOV 2022	DEC 2022	JAN 2023
EMPLOYMENT SERVICES AND SUPPORT	35 (4)			4 (2)	5.5 (2)			2 (1)	2.7 (3)	
DOMESTIC AND INTERPERSONAL VIOLENCE				7 (1)	4 (2)	10 (1)			12 (1)	
PARENTING SUPPORT	2.6 (7)	2.2 (14)	2 (22)	2.9 (7)	10.9 (15)	20.9 (26)	3.3 (15)	11.8 (12)	3.1 (8)	2 (16)
HOUSING AND HOMELESSNESS SERVICES									1 (1)	
EDUCATIONAL SUPPORT				7 (1)		9 (1)	5 (1)	5.7 (3)	3 (3)	
MENTAL HEALTH								1 (1)		
CHILDCARE	5.4 (7)	6.6 (5)	14.7 (3)		14 (1)		6.8 (16)	18.8 (6)	18 (4)	9.3 (3)
DISABILITY AND DEVELOPMENTAL SERVICES	35 (4)	18.2 (5)	5 (2)	3.8 (11)	4.1 (7)	2 (3)	4.5 (2)	4 (4)	3 (5)	2 (3)
FOOD ASSISTANCE	33 (1)			2.8 (6)	7 (1)	4 (5)	2 (1)	3.3 (10)	1 (3)	
FINANCIAL SERVICES AND SUPPORT	2 (1)			21.5 (2)	17.5 (2)		7.5 (4)	4.6 (12)	3.5 (4)	6 (2)
CAREGIVER SUPPORT									3 (1)	